

# HOW TO START CHECKLIST

FREELANCING  
VIRTUAL CAREERS  
WORK FROM HOME

JOMAR HILARIO



1

List down up to 100 reasons why you are doing the study of Virtual Careers.



# 2

If you can't even sit down and write 3 reasons, STOP, this is not your time.

See? Easy!!!

If you can come up with 20 different reasons, congrats. This maybe IS for you.



3

Pick 3 from your list. This list must be publicly displayed in your home/office. Show proof you have done this at :

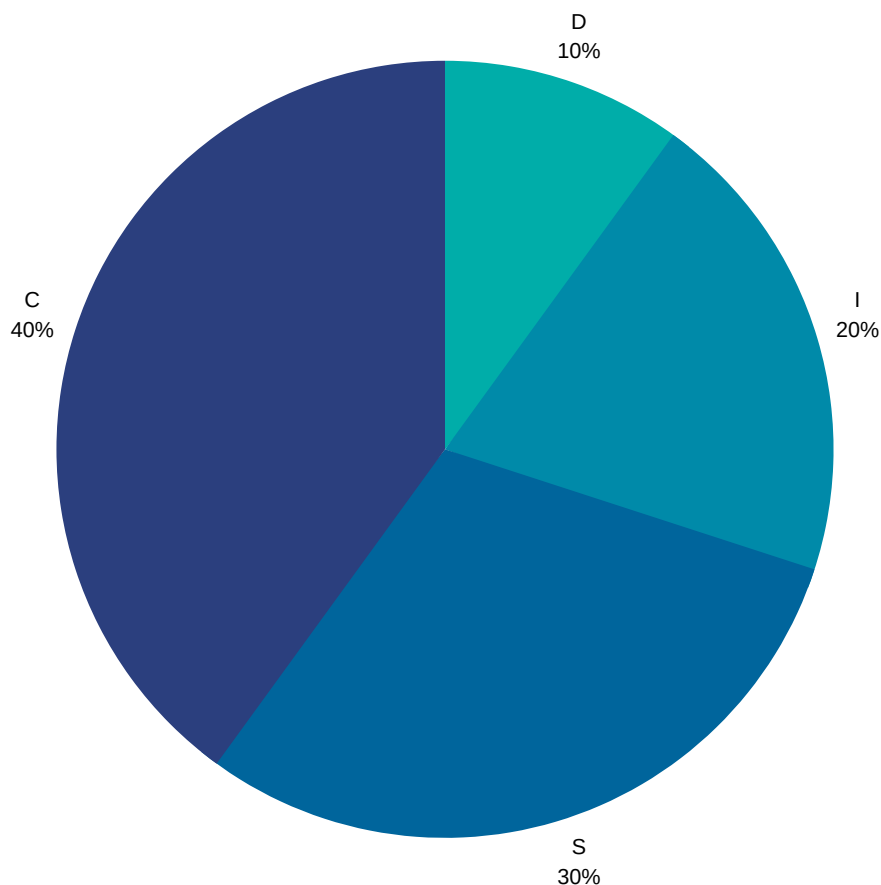
<https://www.facebook.com/groups/jomarhilariovirtualcareers>



4

Take the DISC Test. Read the DISC Results.  
Believe the DISC Results.

Where? <https://virtualcareersbook.com/disc>



# 5

Study the jobs for your DISC result.  
“Ano ba job para sa akin?”



# 6

Pick a job from your DISC result.



# 1

Study the Tools for your job pick.







Use the Tools for your job pick.





# 9

Enroll in courses by experienced mentors to shortcut your Study and Use of the tools.

Pick your course here

<https://virtualcareersacademy.com/>.



# 10


If you're in the course, you're not stuck, just stick to it and follow it. If you feel you're too slow, please refer to #1 reasons.

Also, please compute many years you studied just to get a regular job.

No, you haven't been studying for 10 years yet, so be patient with yourself.

You are not Mark Zuckerberg who's a multi-billionaire at 30.

You're also not a Harvard Dropout, so be patient.



# 11

Join user groups of your tools and your jobs online & participate like a newbie. Ask questions without shame. Compliment like it's Christmas. You keep doing this Every Week or Every Day. I have a course that helps you do this "Find VA Clients" in <https://virtualcareersacademy.com/>.



# 12

Determine your positioning phrase by adapting other people's positioning phrases in online job sites. "Ano itatawag ko sa sarili ko?" The answer is by looking around.



# 13

Create your online portfolio by:

A) Buying your domain name + Wordpress Hosting  
(Via <http://jomar.club/chatwordpress>)  
for your website.

Loading all your work (images, video ,text) into it.

B) Load all your images, video, text to your  
Linkedin profile.

(Emphasize what you have done in the job tools in #7.)





14


Copy what's in your portfolio to your resume.  
1-2 pages only.



# 15

Apply in online job sites & in user groups you're already a member of.

- Expect 100 rejections before you "give up". Refer to #1 if you're giving up at this point. You will get hired before hitting 100 if you followed this new checklist.





1

Share your success story at  
<https://www.facebook.com/groups/jomarhilariovirtualcareers/>



# 2

1. Bonus: Read the book Virtual Careers if you're still in doubt or want more details.

<https://virtualcareersbook.com/buy>

